

Product Specifications

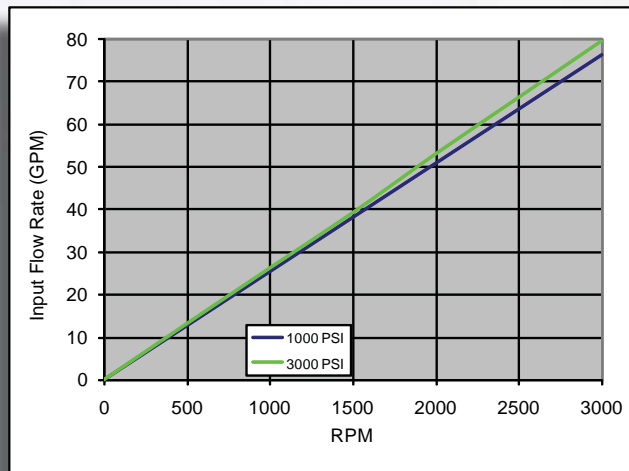
Flange type:	SAE#3
Flange to ring gear dimension:	2.00"
Number of teeth:	12
Diametral pitch:	6/8
Pinion outside diameter:	2.250"
Pressure angle:	20°
Rotation:	Clockwise
Motor housing:	Aluminum
Pinion housing:	Ductile iron
Barrel:	Steel
Piston:	Steel alloy
Number of pistons:	9
Displacement:	5.88in ³ /REV
Speed range:	0-3000 RPM
Drive type:	Inertia
Maximum working pressure:	3000 PSI
Duty cycle:	Intermittent
Maximum Torque:	200 Ft-lbs.
Weight:	46.0 lbs
Overall volumetric efficiency:	92%
Recommended fluid:	Red hydraulic fluid (MIL-H-5606)

CME-5A-111

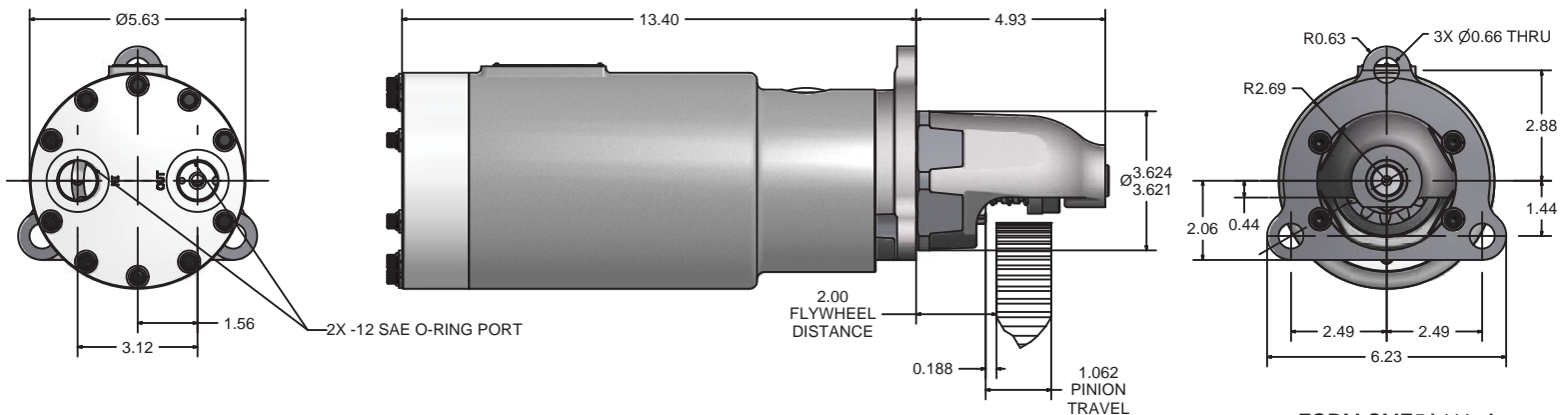
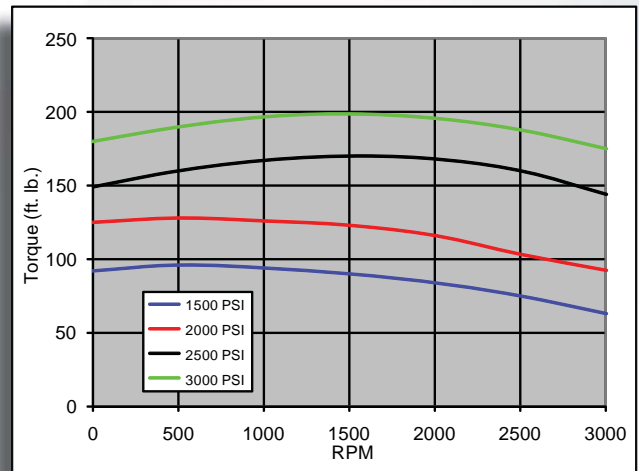


Login to view other models

Flow vs. Speed



Torque vs. Speed



FORM:CME5A111_A